



# EDUKALA



 **dheerya**  
foundation



**ENGLISH**

**1st  
Grade**



Scan to give  
Feedback



# WHERE, WHICH AND WHEN

- Introduce children to the concept of 'wh' questions like which, when and where.
- Which is used when there is a limited set of answers. Eg: Which chocolate is this?
- When is used to signify at what time an action or event can happen. Eg: What time will you reach school tomorrow?
- Where is to signify at, to or what place. Eg: Where is my ball?



# OBJECTIVES



- Children will learn to frame questions using which, where and when.
- Children will be able to ask questions using, which, where and when.





# PRE-ASSESSMENT



- Teachers can ask children basic 'wh' questions like which dress are you wearing? Where is your home? etc.



# PRE-REQUISITES

- Crayons
- Pencil
- Scissors
- Glue
- Printout of worksheets and pictures





# ACTIVITY-1

- Teacher gives the following activity sheets to students. Emphasize on the 'wh' questions

WHERE IS MY DOLL? (Help miya find her doll)



# ACTIVITY-1

WHERE IS MY HOME? (HELP THE MOUSE TO REACH ITS HOME)





# ACTIVITY-2

I am orange in colour  
I taste sour and sweet  
I have many seeds inside  
I am round in shape?  
Which fruit am I?  
Once children find its  
orange, they can paint the  
fruit given below in orange.

I am violet in colour  
I grow in bunches  
I look like small balls  
Which fruit am I ?  
Once children identify it as  
grape, they can give it a  
violet colour.



# ACTIVITY-2

I am pink in colour  
I grow in cold places  
I am used to make ice  
creams  
Which fruit am I ?  
Once children find its  
strawberry they can give it  
a pink colour.

I am white in colour  
I am from China  
I have a big seed inside  
Which fruit am I?  
Once children find its  
peach, they can give it a  
white color.



# ACTIVITY-2


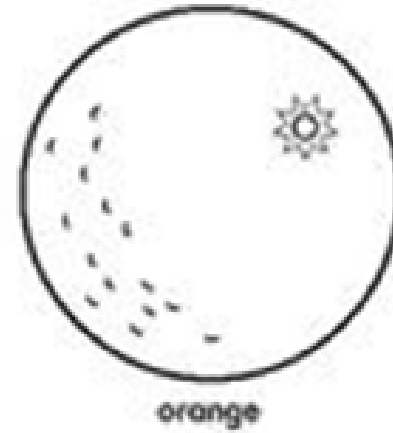
I am a long fruit  
My leaves are big  
We use my leaves for  
eating meals  
I taste sweet  
Children love my chips  
Which fruit below is me?  
Once they identify the  
banana, let them give it a  
yellow colour.

I am red in colour  
It is said to have me  
everyday and keep the  
doctor away  
I taste sweet and sour  
Which fruit am I?  
Once they identify an  
apple, they may paint it  
red.



# ACTIVITY-2

Color The Fruit !




© High Leaf Learning



# ACTIVITY-3

- Children can make a birthday cake with clay
- After making it, let them answer the question-
- When is your birthday?
- Next, children can make a fish using clay.
- After making the fish, ask them to cut a picture of the pond below.
- Children can be asked when will the fish reach the pond?
- Let them attach fish to the pond.



# POST ASSESSMENT

Look at the given picture and answer the questions that follow:



Where is the girl going? \_\_\_\_\_ (school/market)

When was this picture taken? \_\_\_\_\_ (day/night)

Which colour dress is she wearing? \_\_\_\_\_  
(pink/blue)





# POST ASSESSMENT



Where do you think the girl is? \_\_\_\_\_

(mall/garden)


Which flower does she pick? \_\_\_\_\_ (green/pink)

When was the picture taken? \_\_\_\_\_ (morning/night)



# POST ASSESSMENT

Look at the picture below and form three questions using **WHERE**, **WHICH** and **WHEN**



Check our website

for more:  [www.dheerya.org](http://www.dheerya.org)

Help us improve

**EDUKala**

Share your experience



Scan to give  
**Feedback**