




EDUKALA



 **dheerya**
foundation



SCIENCE

1st Grade



Scan to give
Feedback



FRIENDLY PLANTS

- Friendly plants are plants that are safe for people and animals to touch and interact with.
- They can be found in gardens, parks, and other outdoor spaces, and they provide many benefits to us and our environment.
- Friendly plants can help clean the air, provide food and habitat for animals, and make our world a more beautiful and welcoming place.
- In this unit, we will explore different types of friendly plants and learn how they can make a positive impact on our world.



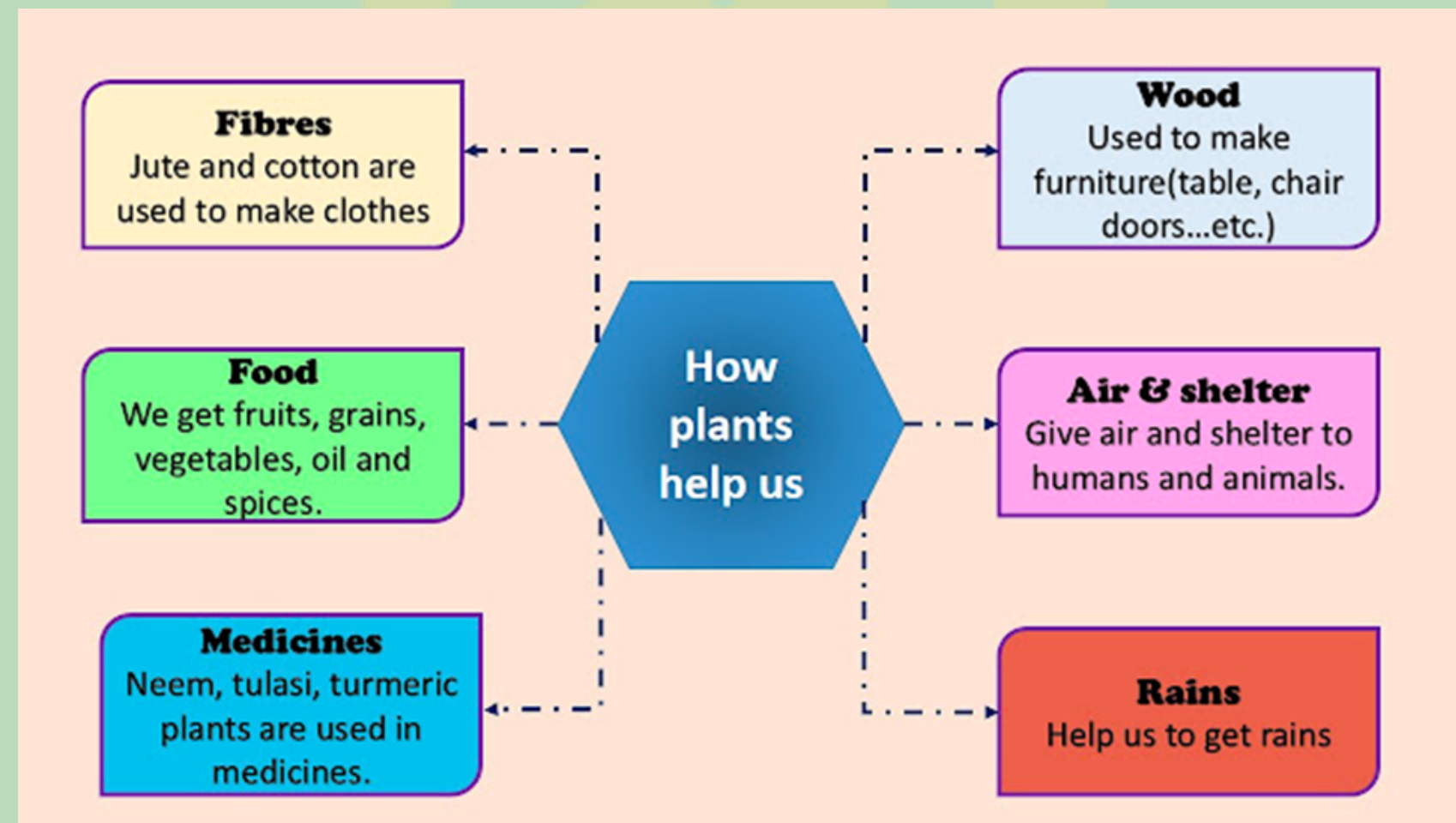
FRIENDLY PLANTS

Explain:

Plants give us-

- Food (food grains, fruits and vegetables)
- Oxygen (used by us for breathing)
- Wood (wood is used for building houses)

This picture can be projected for students to see and the teacher explains:



OBJECTIVES

- Students will be able to describe how plants help us and our environment





PRE-ASSESSMENT

- Ask the students if they could name a few friendly plants.
- Ask the students to mention a few benefits of plants in our day to day life.



PRE-REQUISITES

- Blank sheets of paper (for paint and write activity)
- Potato (to cut heart shapes)
- Paint
- Paint brushes



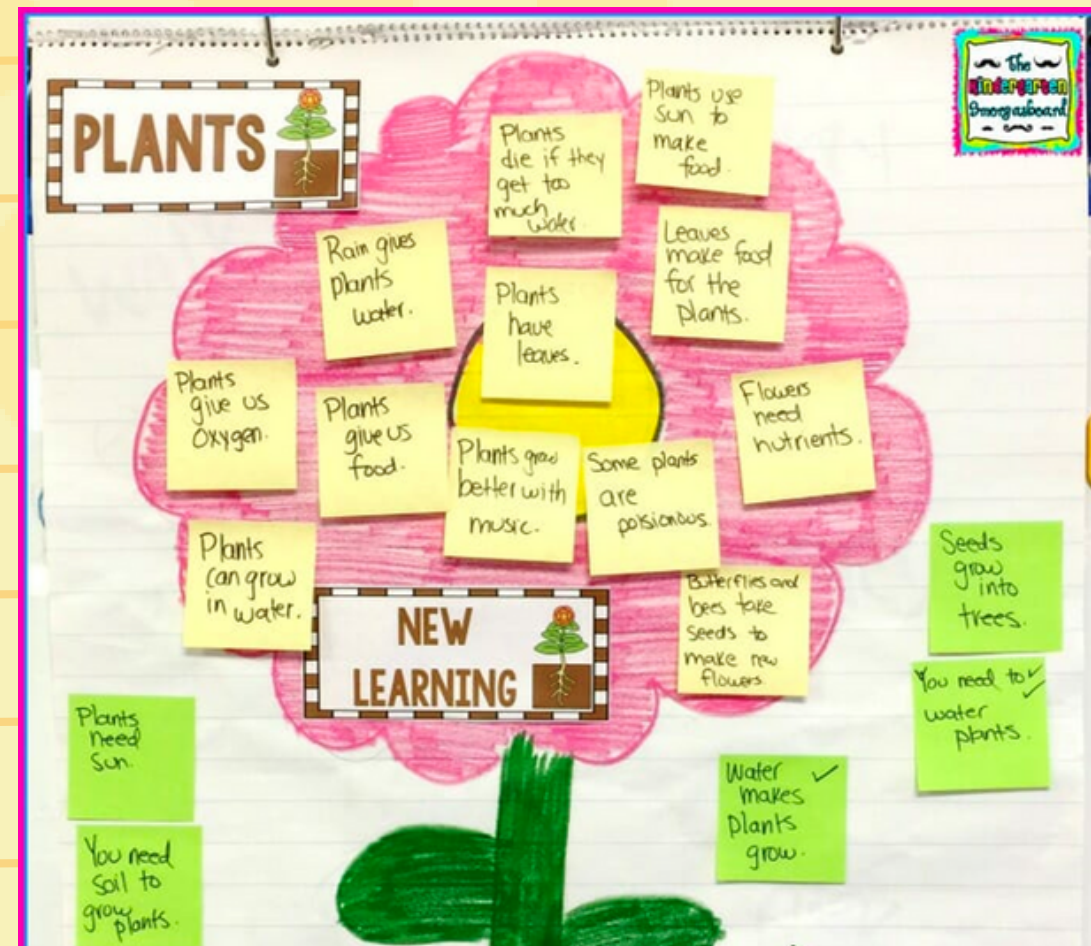
ACTIVITY 1:

- Teacher draws a plant outline on board or on a chart and displays the same
- Each student is given a post-it
- They are instructed to write everything that they know or have learned about plants
- Teacher gives guiding questions to facilitate their thinking
- What are parts of plants, what they need to grow, how plants help us, some examples of plants, etc.



ACTIVITY 1:

- Students take turns to come and paste their post-its on the tree display
- The teacher discusses each point.



ACTIVITY 2:

- Tell your students to write about how plants help humans and animals
- Tell your students to draw a plant using their hand and write about its benefits.
- Observe the below worksheet to do the activity.
- Students create a card, on the cover they draw a plant using their hand, inside they write the benefits (Note: Use your palm to get stem and branches. Cut a heart shape on the potato and use it to paint leaves.)



ACTIVITY 2:

- These can later be displayed in the classroom
- Teachers must help students with spellings, and guide them to think in the right direction. Ensure students work independently.



POST-ASSESSMENT

Ask the following questions:

- Why are plants important for people and animals?
- Can you think of any ways that you interact with plants in your daily life?



Check our website

for more:  www.dheerya.org

Help us improve

EDUKala

Share your experience



Scan to give
Feedback

