



EDUKALA



 **dheerya**
foundation



ENGLISH

**1st
Grade**



Scan to give
Feedback



WHO, WHAT, HOW

- Who, what and how are called interrogative words or question words.
- They are function words used to ask questions.
- WHO: Use 'who' when the word is performing the action
- Eg: Kim enjoys running.
- WHAT: We can use what to ask for information about things and actions.
- Eg: What do you want?
- HOW: How is used to find out the way an action happens.
- Eg: How do you ride a bicycle?



OBJECTIVES



- Children will learn the art of asking questions in the English language using question words





PRE-ASSESSMENT



- Teachers may ask the students common questions to test their knowledge on asking questions and understanding of the English language
- What is your name?
- Who is your best friend?
- How do you spell your name?



PRE-REQUISITES

- A4 Paper
- Pencil



ACTIVITY-1

FIND ME:

- Children can be divided into groups
- One child in the group can mimic an animal like a monkey, cat or dog etc.
- Others can try to figure out which animal it is.
- This activity can be repeated with every group
- After the group activity, interested students can mimic for the rest of class to identify.
- After showing actions they can be encouraged to ask " Who am I?", "Who is this?"



ACTIVITY-2

- Children can be taken to the science lab or be taken for a nature walk
- They can be encouraged to ask questions like what is this looking at things they see around in groups. They can note it down in a copy book




ACTIVITY-3

PAPER BOAT:









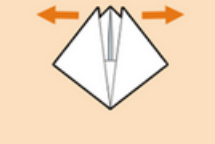



- Teachers can ask the students 'How to make a paper boat?'
- Children can be encouraged to make paper boats with an A4 sheet using the instructions below



ACTIVITY-3



How to make a paper boat

<p>1</p>  <p>Start with an A4 sheet of paper. Fold in half, top to bottom.</p>	<p>2</p>  <p>To find centre, fold in the other direction and unfold.</p>	<p>3</p>  <p>Fold corners down using centre fold as a guide.</p>
<p>4</p>  <p>Fold flaps up on both sides.</p>	<p>5</p>  <p>Put thumbs in middle and open out...</p>	<p>6</p>  <p>...until it makes a square. Tuck corners of one flap under the other.</p>
<p>7</p>  <p>Fold up at both sides.</p>	<p>8</p>  <p>Put thumbs in middle and open out again...</p>	<p>9</p>  <p>...until it makes a square. Pull corners out...</p>
<p>10</p>  <p>... and press flat.</p>	<p>11</p>  <p>Open out to make boat shape.</p>	<p>12</p> 



POST-ASSESSMENT

Wh- questions

Choose the correct answer

What ?

When ?

Who ?

Where ?

Why ?

Whose ?

How ?

- _____ are you making a cake ?
- _____ are you today ?
- _____ is the date today ?
- _____ is she ?
- _____ is your birthday ?
- _____ is Mr Black ?
- _____ are they from ?
- _____ birthday is it ?
- _____ are the children ?
- _____ is he doing ?
- _____ old are you ?
- _____ time is it ?



Question Words

Q: Complete the sentence with correct question word.

1. _____ will you have for dinner?	What	Who
2. _____ much time will it take?	Where	How
3. _____ will the match starts?	When	Who
4. _____ are the cricket players?	How	Where
5. _____ is your future plan?	What	When
6. _____ are they working?	When	How
7. _____ left the meeting?	Who	What
8. _____ is she going?	How	Where



Questions Words

Choose a word from the word bank to complete each sentence.

Who What Where When Why

_____ is the party?
The party is today.



_____ are you crying?
Because I want a snack.



_____ is she?
She is my mom.



_____ are you going?
I am going to school.



_____ is that?
That is a hat.



Check our website

for more:  www.dheerya.org

Help us improve

EDUKala

Share your experience



Scan to give
Feedback