



# EDUKALA



 **dheerya**  
foundation



**ENGLISH**

**1st  
Grade**



Scan to give  
Feedback



# THIS AND THAT

- 'This' is mainly used to refer to a person or an object near us
- 'That' refers to the person or object far away from us
- 'This' and 'That' is applied when the noun or condition is singular



# OBJECTIVES



- Students are able to identify near and far away objects using 'this' and 'that'





# PRE-ASSESSMENT



- Teachers may point out nearby things in the classroom like table, chair, windows and ask 'what is this' so that children can answer- This is a table, this is a chair, etc.
- Teachers may point out far away things like fans, doors, carpet and ask 'what is that', so that children can answer- That is a fan, that is a door, etc.



# PRE-REQUISITES

- Disposable paper cup
- Waste paper
- Book
- Toys
- Water bottle
- Pencil box
- Book
- Pencil
- Printout of worksheets



# ACTIVITY-1

## TOUCH ME NOT:

- Arrange disposable cup, book, a small toy, water bottle and a pencil box in a row
- Now ask students to make 3 paper balls each using waste paper
- One after the other, all students should come to the podium where things are arranged in a row.
- Each student should stand opposite the disposable cup, book, toys, water bottle and pencil box at a distance



# ACTIVITY-1

- They must throw paper balls at each object placed opposite to them. If the ball touches the object, that child will win
- They can be given 3 chances each
- From the activity they can learn
  - That is a cup
  - That is a book
  - That is a bottle
  - That is a toy
  - That is a box





# ACTIVITY-2

## LOOK EVERYWHERE:

- Children with teachers can walk around school premises with a notebook and pencil
- They can note down what they see around with a pencil
- For eg: tree, car, principal, driver, fruit, cat, library, computer, plant, school bus, slide, swing etc.
- After a while children can come back to class and try drawing 3 easy things they observed
- After the drawing, students are required to write a sentence below their drawing- This is a flower, this is a...  
(depends on what students draw)



# ACTIVITY-3

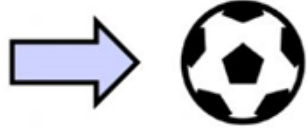
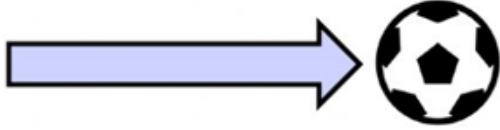
## BLINDFOLD GAME:

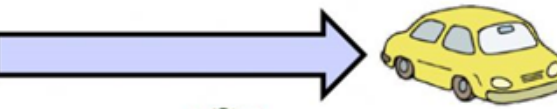







- Blindfold a child in the class
- Others in class can introduce some objects like pencil, handkerchief, eraser, etc to the blindfolded child and ask him/her "what is this?"
- Blindfolded child can try to answer by holding the object without seeing it.
- Repeat the activity with other students.



# POST-ASSESSMENT

Choose the correct word.








<p><b>this</b></p> 	<p><b>that</b></p> 
--	--

- \_\_\_\_\_ is a car. 
- \_\_\_\_\_ is a robot. 
- \_\_\_\_\_ is a doll. 
- \_\_\_\_\_ is a van. 
- \_\_\_\_\_ is a kite. 
- \_\_\_\_\_ is a teddy bear. 
- \_\_\_\_\_ is a puppy. 
- \_\_\_\_\_ is a rocket. 

**This / That**

Complete the sentences.

เพิ่มคำในช่องว่างให้ถูกต้อง

1. \_\_\_\_\_ is a pink bag. 
  - a. This
  - b. That
  - c. These
2. \_\_\_\_\_ is a yellow ruler. 
  - a. This
  - b. That
  - c. These
3. This \_\_\_\_\_ a green book. 
  - b. am
  - b. is
  - c. are
4. That is a purple \_\_\_\_\_. 
  - a. pen
  - b. pencil
  - c. crayon
5. This is a \_\_\_\_\_ ruler. 
  - a. blue
  - b. brown
  - c. red
6. That is a brown \_\_\_\_\_. 
  - a. chair
  - b. desk
  - c. eraser
7. This is a \_\_\_\_\_ book. 
  - a. green
  - b. orange
  - c. pink



# POST-ASSESSMENT

Complete: "This" or "That" →

1) \_\_\_\_\_ is a ruler.



2) \_\_\_\_\_ is a book.



3) \_\_\_\_\_ is a pencil.



4) \_\_\_\_\_ is a schoolbag.



5) \_\_\_\_\_ is a rubber.



6) \_\_\_\_\_ is a pair of scissors.



Look, write and complete.

What's this?

What's that?

1. \_\_\_\_\_?



It is a \_\_\_\_\_.

2. \_\_\_\_\_?



It is a \_\_\_\_\_.

3. \_\_\_\_\_?



It is a \_\_\_\_\_.

4. \_\_\_\_\_?



It is a \_\_\_\_\_.

5. \_\_\_\_\_?



It is \_\_\_\_\_.

6. \_\_\_\_\_?



It is \_\_\_\_\_.



Check our website

for more:  [www.dheerya.org](http://www.dheerya.org)

Help us improve

**EDUKala**

Share your experience



Scan to give  
**Feedback**