




EDUKALA



 **dheerya**
foundation



ENGLISH

**1st
Grade**



Scan to give
Feedback



OPPOSITE WORDS

- The words that are contrary to each other are called opposite words.
- Opposite words are regularly used in day to day conversations



OBJECTIVES



- Children are able to understand and identify opposite words
- Children will be able to write opposite words on their own





PRE-ASSESSMENT



- Children may be asked to look above, then below.
- Teacher may ask them to raise their left hand then right hand.
- Teacher may 'on' and off the light.
- Children will get a brief idea on opposite words.



PRE-REQUISITES



- Cards (for memory game)
- Chalk
- Pencil
- Bingo Cards



ACTIVITY-1



MEMORY GAME:

- Place the matching opposite cards side-by-side so that you could talk about each pair.
- After a quick discussion, shuffle the cards and spread them out face down on the table.
- Take turns flipping over two cards at a time to find a matching pair of opposite words.
- If we flipped opposites, we kept the cards. When we didn't, we simply turned them back over in the same spot and let the next player take a turn.
- Teacher can divide the class into groups where each group can play this game
- Teacher needs to prepare the cards based on number of groups



ACTIVITY-1

Playdough
to Plato

 Sweet		
		 Sour



ACTIVITY-2












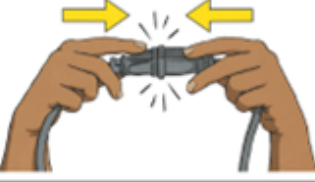
BINGO:







- Teachers may write the words on board for students to make their own bingo cards.
- Teachers may also keep these cards printed or made before class to be distributed to each student.
- From the Bingo Word list they need to say a word.
- Students are required to strike off the opposite of that word
- Teacher may give rewards to the first strike and so on.









ACTIVITY-2


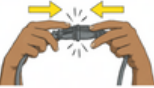



Opposite Verbs Bingo




 win (lose)	 open (close)	 start (stop)
 sleep (wake up)	 float (sink)	 throw (catch)
 sit (stand)	 break (repair)	 grow (shrink)
 lock (unlock)	 teach (learn)	 connect (separate)

 win	 open	 start
 sleep	 float	 throw

 win	 start	 float
 sit	 grow	 teach

 sleep	 win	 sit
 lock	 teach	 break

 open	 connect	 float
 win	 sleep	 throw

 connect	 lock	 break
 throw	 sleep	 open

 sit	 break	 grow
 lock	 teach	 connect



POST-ASSESSMENT

WHICH ONE IS...?

Slow



Fast



Big



Small



New



Old



Match the images on the left to their corresponding images on the right.



open



sit down



turn on



sleep



turn off



close



wake up



stand up



POST-ASSESSMENT

ACTIVITY SHEET

WRITE THE OPPOSITES

1. BIG  _____ 


2. RUN  _____ 


3. LIGHT  _____ 


4. ON  _____ 


5. WHITE  _____ 


OPPOSITES


big 


slim 


tall 


small 


fat 


short 


old 

slow 

fast 

weak 

strong 

young 

bilgeceingilizce



Check our website

for more:  www.dheerya.org

Help us improve

EDUKala

Share your experience



Scan to give
Feedback