



# EDUKALA



 **dheerya**  
foundation



**MATH**

**2nd  
Grade**



Scan to give  
Feedback



# COUNTING (1-50)

- Counting is one of the foundational skills that children learn in grade one.
- It involves the ability to assign a number to an object or a group of objects, starting with the number one and progressing upwards.
- Through counting, grade one students learn the concept of quantity and the relationship between numbers.



# OBJECTIVES

- At the end of the activities the students will be confident in counting till number 50





# PRE-ASSESSMENT



- Ask the students to recite the numbers that they know
- Ask the students if they can skip counting from the numbers like 0,2,4...



# PRE-REQUISITES

- Chalk or tape
- Worksheet printouts
- Placards- numbers and number names (activity 2)



## ACTIVITY 1:

- Draw a number line on the ground with chalk or tape, starting from 1 and ending at 50
- Have the students take turns jumping along the number line, either by ones or twos (depending on the level of challenge).
- The first student jumps to number 1, then the next student jumps to number 2, and so on.
- If a student jumps to the wrong number, they must go back to the beginning and start over.
- The game continues until all students have had a turn or until a predetermined number of rounds.



## ACTIVITY 2:

- Divide the students in two groups and line them opposite each other.
- Group 1 each child will hold a number in hand ( assigned in random order)
- Group 2 each child will hold number names of the same numbers in random order.
- The students holding the number (example 2) will need to find the student holding number name two (find the right pair).
- The teacher will then reinforce the number and spelling of the same.





# POST ASSESSMENT

- Ask the students to count the number of windows, doors, students etc in their classroom and write it in number and words.



# POST ASSESSMENT

## Practise Worksheets



### What Comes Before? (1-50)










—	12	—	22
—	34	—	45
—	19	—	38
—	27	—	15
—	8	—	24
—	36	—	47
—	42	—	39

LIVEWORKSHEET

### Count and Write Numbers

Name: \_\_\_\_\_ Score: \_\_\_\_\_

Count, color and write the numeral and number of objects in words.

 6 _____	 _____	 _____
 _____	 _____	 _____
 _____	 _____	 _____

Check our website

for more:  [www.dheerya.org](http://www.dheerya.org)

Help us improve

**EDUKala**

Share your experience



Scan to give  
**Feedback**