




EDUKALA



 **dheerya**
foundation



MATH

**2nd
Grade**



Scan to give
Feedback



PATTERNS

- A pattern is a sequence of shapes, numbers, or objects that repeat in a specific order.
- Patterns are an important part of math as they help us to identify relationships, make predictions, and solve problems



OBJECTIVES

- The students will be able to form simple patterns using numbers and shapes



PRE-REQUISITES

- Set of pattern blocks like rectangle, square, triangle, etc.
- Worksheet print out



ACTIVITY 1:

- Give each student a set of pattern blocks (shapes such as triangles, squares, hexagons, and diamonds)
- Call out a simple pattern, such as "triangle, square, triangle, square".
- Have students use their pattern blocks to recreate the pattern.
- Continue calling out patterns of increasing difficulty, such as "diamond, hexagon, diamond, hexagon" or "square, triangle, diamond, square, triangle, diamond".
- For an extra challenge, ask students to create their own patterns for others to solve.



LEVEL-2

ACTIVITY 2:

- Create a set of number pattern puzzles using a sequence of numbers (such as 2, 4, 6, 8, 10) and a set of blank spaces.
- Have students fill in the blank spaces to complete the pattern, such as "12, 14, _, _, 20".
- Increase the difficulty by using more complex number patterns or by having students create their own number patterns for others to solve.
- For an extra challenge, ask students to explain the rule for each pattern and justify their answer.



PRACTISE WORKSHEETS

Instructions: Fill in the blanks with the missing numbers to complete the patterns

- 10, 12, 14, , , 20, , 24,
- , 3, , 7, , 11, 13, , , 19
- 20, 18, 16, , 12, , , 6,
- , , 27, , , 33, , , 39,
- 2, 5, 8, , , , 17, , 23, 26,

Answer Key:

16, 18, 22, 23

5, 6, 9, 10, 14, 17

14, 10, 8, 5, 3

30, 36, 42, 48

11, 14, 20

1, -2, -5, -8, -11, -14, -17, -20, -23

Challenge Pattern

10, 7, 4, , , , -8, -11, -14

(Hint: The pattern is decreasing by 3)



POST ASSESSMENT

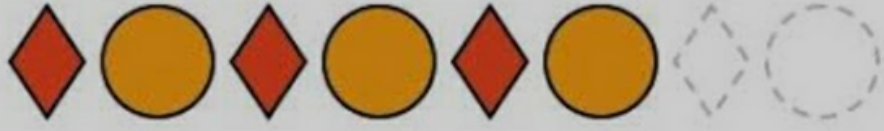
- Ask the students to make a pattern using numbers by themselves





HOMWORK


Patterns Worksheet
 Complete the Patterns


Look at each of the patterns below and then use the space to the right to complete the pattern. Trace the shapes to complete the first pattern and then solve the rest on your own.

1) 

2) 

3) 


4) 


5) 


Patterns Worksheets | © Copyright KidsLearningStation.com | www.kidslearningstation.com


PATTERN - SHAPES


Study the pattern and color the shapes.


1) 

2) 

3) 

4) 

5) 

6) 

WORKSHEET
 CLASS 1
 Topic : Patterns with Numbers
 Subject: Maths

What will come next?

(A)

1	2	1	2	1	
---	---	---	---	---	--

(B)

1	3	5	7	9	
---	---	---	---	---	--

(C)

3	6	9	12	15	
---	---	---	----	----	--

(D)

20	9	21	9	22	9	23	9	24
----	---	----	---	----	---	----	---	----

(E)

10	15	20	25	30	
----	----	----	----	----	--



Check our website

for more:  www.dheerya.org

Help us improve

EDUKala

Share your experience



Scan to give
Feedback